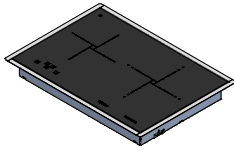


1PLB2IDN

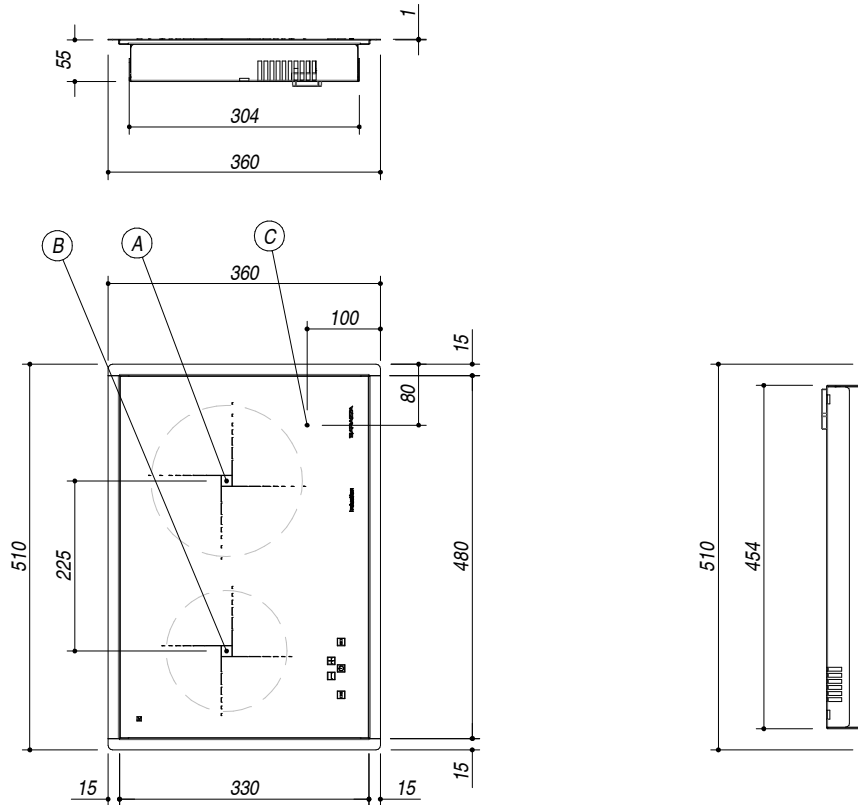
DESCRIZIONE Piano cottura Lab induzione incasso e filo da 40 - 2 zone a induzione Touch Control
DESCRIPTION 40 cm Lab induction built-in and flush hob - 2 Touch Control induction zones

PESO LORDO 7.2 Kg
GROSS WEIGHT

DIMENSIONI IMBALLO 460x610x130 mm
PACKAGING DIMENSIONS



- (A) ZONA Ø 200 mm 2.3 kW ZONE
- (B) ZONA Ø 160 mm 1.4 kW ZONE
- (C) ALLACCIAMENTO ELETTRICO ELECTRICAL CONNECTION



SCALA DISEGNO 1:10
DRAWING SCALE

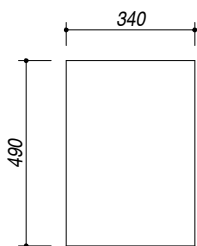


TUTTE LE MISURE IN mm
ALL MEASURES IN mm

TOLLERANZA LINEARE: ± 0.5 mm
LINEAR TOLLERANCE

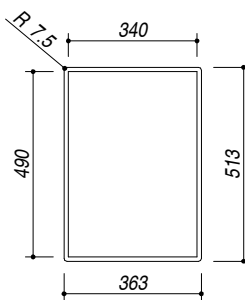
TOLLERANZA ANGOLARE: ± 0.2 °
ANGULAR TOLLERANCE

FORATURA PER INSTALLAZIONE AD INCASSO
BUILT-IN CUTOUT FOR TOP



1:20

FORATURA PER INSTALLAZIONE A FILO
FLUSH CUTOUT FOR TOP



1:20

ABBASSAMENTO
LOWERING

