

KMDA 7876 FL-A MattFinish

Induction hob with integrated vapour extraction

and MattFinish with 2 extra large PowerFlex XL cooking areas for extraction mode



- Elegant surface for a unique kitchen design – MattFinish
- The quietest TwoInOne from Miele – Silence motor
- Suitable for flexible extraction installations
- Ample space – 4 large cooking zones incl. 2 PowerFlex XL areas
- Networking with Con@ctivity and Miele@home



EAN: 4002516817178 / Material number: 12515460 / Old Material Number: 26787678GB

Construction type

Induction hob with integrated vapour extraction

•

Operating modes

Recirculation air guided with optional accessories

Exhaust air

Design

Elegant glass ceramic surface

•

Frameless – surface-mounted

•

Scratch-resistant surface

MattFinish

Ceramic surface colour

Matt black

Anti-fingerprint effect

•

Flush fit extractor

•

Flush

•

Colour of cover grille

Black

Grease filter colour

Black

Cooking zone details

Number of cooking zones

4

Number of cooking areas

2

Maximum number of pans

4

PowerFlex cooking zones

No.

4

Type

PowerFlex XL cooking area

Diameter in mm

Ø 150 – 230

Rating in W

2100

Booster in W

3000

TwinBooster in W

3650

1st cooking zone/cooking area

Position

Left

Type

PowerFlex XL cooking area

Size in mm

230x460

Max. Booster power rating in W

4800

Max. rating in W

3400

Max. TwinBooster power rating in W

7300

2nd cooking zone/cooking area

Position

right

Type

PowerFlex XL cooking area

Size in mm

230x460

Max. Booster power rating in W

4800

Max. rating in W

3400

Max. TwinBooster power rating in W

7300

User convenience

Networking with Miele@home

•

Automatic function Con@ctivity

•

Digital power level display

•

Operation via sensor controls

ComfortSelect White

Display colour

White

Permanent pan recognition

•

Run-on time 5/15 min.

•

Stop & Go function

•

KMDA 7876 FL-A MattFinish

Induction hob with integrated vapour extraction

and MattFinish with 2 extra large PowerFlex XL cooking areas for extraction mode



EAN: 4002516817178 / Material number: 12515460 / Old Material Number: 26787678GB

Wipe protection	•
Recall function	•
Grease filter saturation indicator	•
Minute minder	•
Safety switch-off	•
Auto heat-up	•
Keeping warm	•
Individual setting options (e.g. buzzers)	•
Efficiency and sustainability	
Energy efficiency class (A+++ – D)	A+
ECO motor	•
Annual energy consumption in kWh/year	31.5
Silence motor	•
Fluid dynamic efficiency class	A
Lighting efficiency class	NA
Grease filtering efficiency class	A
Cleaning and care	
Easy to clean ceramic glass	•
Easy-to-clean canopy interior – CleanCover	•
Filter system	
Number of dishwasher-safe stainless steel grease filters (10-ply)	1
Exhaust air	
Air throughput at min. level (m³/h) according to EN 61591	195
Air throughput at max. level (m³/h) according to EN 61591	530
Air throughput in Intensive level (m³/h) according to EN 61591	610
Air throughput in Booster level (m³/h) according to EN 61591	610
Sound power at min. level (dB(A) re 1 pW) according to EN 60704-3	41.0
Sound power at max. level (dB(A) re 1 pW) according to EN 60704-3	64.0
Sound power in Booster level (dB(A) re 1 pW) acc. to EN 60704-3	67.0
Sound pressure at min. level (dB(A) re 20 µPa) according to EN 60704-2-13	27.0
Sound power in Booster level (dB(A) re 1 pW) acc. to EN 60704-3	67.0
Sound pressure at max. level (dB(A) re 20 µPa) according to EN 60704-2-13	50.0
Noise pressure level in Intensive level (dB(A) re 20 µPa) according to EN 60704-2-13	53.0
Sound pressure in Booster level (dB(A) re 20 µPa) acc. to EN 60704-2-13	53.0
Safety	
Safety switch-off	•
Lock function	•
System lock	•
Integrated cooling fan	•
Overheating protection	•

KMDA 7876 FL-A MattFinish

Induction hob with integrated vapour extraction

and MattFinish with 2 extra large PowerFlex XL cooking areas for extraction mode



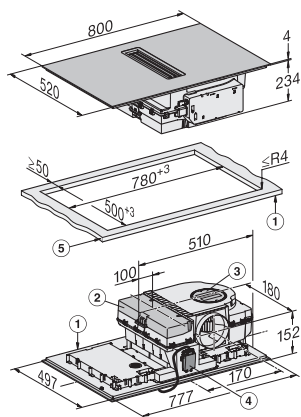
EAN: 4002516817178 / Material number: 12515460 / Old Material Number: 26787678GB

Residual heat indicator	•
Connection for window contact switch	•
Technical data	
Dimensions in mm (width)	800
Dimensions in mm (height)	238
Dimensions in mm (depth)	520
Cutout dimensions in mm (width) with surface-mounted installation	780
Cutout dimensions in mm (depth) with surface-mounted installation	500
Casing height incl. connection box in mm	238
Internal cutout dimensions in mm (width) with flush installation	780
Internal cutout dimensions in mm (depth) with flush installation	500
Weight in kg	20
External cutout dimensions in mm (width) with flush installation	804
External cutout dimensions in mm (depth) with flush installation	524
Total rated load in kW	7.50
Voltage in V	230
Frequency in Hz	50-60
Length of supply lead in m	1.4
Accessories included	
Mains cable	Yes

KMDA 7876 FL-A MattFinish

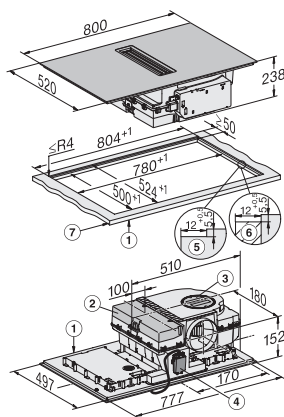
Induction hob with integrated vapour extraction

and MattFinish with 2 extra large PowerFlex XL cooking areas for extraction mode



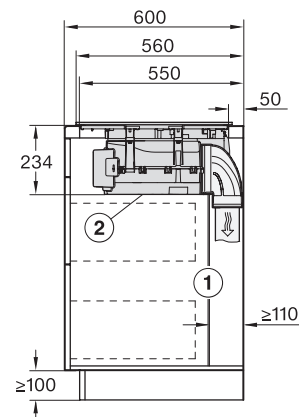
KMDA7676FL, KMDA7876FL – Installation drawing

1) Front, 2) Removable drip tray, 3) Cleaning flap, 4) Mains connection box with mains connection cable, L = 1600 mm, 5) Worktop thickness, Exhaust air and guided recirculation mode: ≥ 10 mm, Plug&Play operation: ≥ 10 mm – ≤ 40 mm



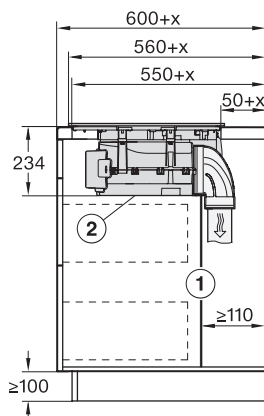
KMDA7676FL, KMDA7876FL – flush – Installation drawing

1) Front, 2) removable drip tray, 3) cleaning flap, 4) Mains connection box with mains connection cable, L = 1600 mm, 5) Step milling natural stone worktop, 6) Wooden strip 12 mm (not included in delivery), 7) Worktop thickness, Exhaust air and guided recirculation mode: ≥ 10 mm, Plug&play operation: ≥ 10 mm – ≤ 40 mm



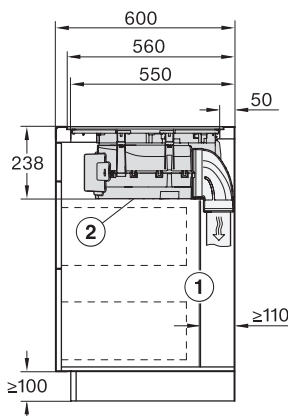
KMDA7676FL, KMDA7876FL – Side view lying on top – Installation drawing

2) The rear wall of the cabinet must be removable for servicing. A minimum distance of 110 mm must be maintained for routing the exhaust air duct between the cabinet wall and an adjacent room wall or furniture., 2) The removable collection tray and the cleaning flap must be accessible after installation.



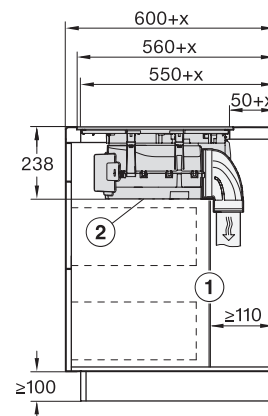
KMDA7676FL, KMDA7876FL – Side view lying on top+X – Installation drawing

2) The rear wall of the cabinet must be removable for servicing. A minimum distance of 110 mm must be maintained for routing the exhaust air duct between the cabinet wall and an adjacent room wall or furniture., 2) The removable collection tray and the cleaning flap must be accessible after installation., x Dimension by which the worktop depth is greater than 600 mm.



KMDA7676FL, KMDA7876FL – Side view flush – Installation drawing

2) The rear wall of the cabinet must be removable for servicing. A minimum distance of 110 mm must be maintained for routing the exhaust air duct between the cabinet wall and an adjacent room wall or furniture., 2) The removable collection tray and the cleaning flap must be accessible after installation.



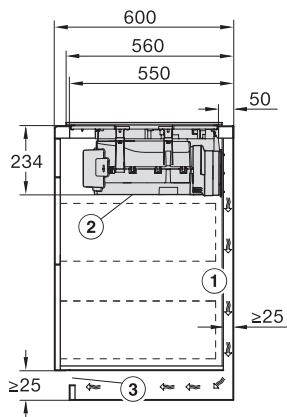
KMDA7676FL, KMDA7876FL – Side view flush+X – Installation drawing

2) The rear wall of the cabinet must be removable for servicing. A minimum distance of 110 mm must be maintained for routing the exhaust air duct between the cabinet wall and an adjacent room wall or furniture., 2) The removable collection tray and the cleaning flap must be accessible after installation., x Dimension by which the worktop depth is greater than 600 mm.

KMDA 7876 FL-A MattFinish

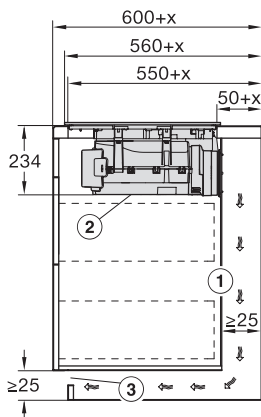
Induction hob with integrated vapour extraction

and MattFinish with 2 extra large PowerFlex XL cooking areas for extraction mode



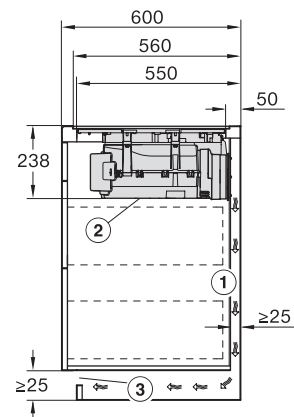
KMDA7676FL, KMDA7876FL – Side view lying on top, Plug&Play – Installation drawing

2 A minimum distance of 25 mm must be maintained for routing the exhaust air duct between the cabinet wall and an adjacent room wall or furniture., 1 The removable collection tray and the cleaning flap must be accessible after installation., 2 The cross-section of the vent opening must be at least 425 cm².



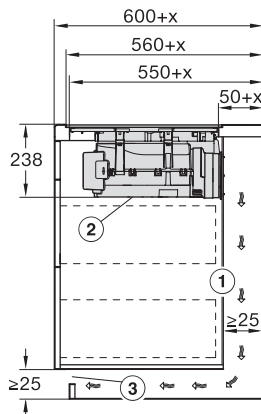
KMDA7676FL, KMDA7876FL – Side view lying on top+X, Plug&Play – Installation drawing

2 A minimum distance of 25 mm must be maintained for routing the exhaust air duct between the carcass wall and an adjacent room wall or furniture. If the carcass rear wall is > 555 mm from the worktop front, the Plug&Play adapter must be extended with a supplementary set from Miele., 1 The removable drip tray and the cleaning flap must be accessible after installation., 2 The cross-section of the vent opening must be at least 425 cm², , x Dimension by which the worktop depth is greater than 600 mm.



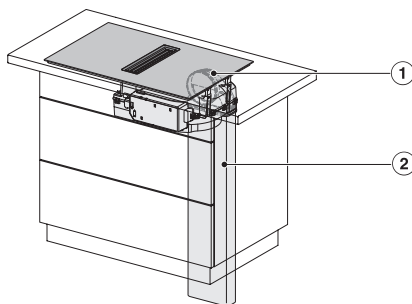
KMDA7676FL, KMDA7876FL – Side view flush, Plug&Play – Installation drawing

2 A minimum distance of 25 mm must be maintained for routing the exhaust air duct between the cabinet wall and an adjacent room wall or furniture., 1 The removable collection tray and the cleaning flap must be accessible after installation., 2 The cross-section of the ventilation opening must be at least 425 cm².



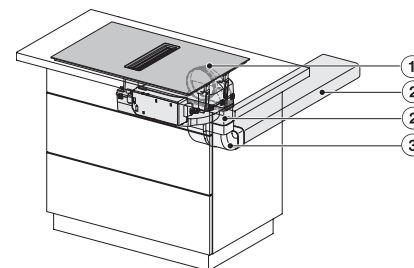
KMDA7676FL, KMDA7876FL – Side view flush+X, Plug&Play – Installation drawing

2 A minimum distance of 25 mm must be maintained for routing the exhaust air duct between the carcass wall and an adjacent room wall or furniture. If the carcass rear wall is > 555 mm from the worktop front, the Plug&Play adapter must be extended with a supplementary set from Miele., 1 The removable drip tray and the cleaning flap must be accessible after installation., 2 The cross-section of the vent opening must be at least 425 cm², , x Dimension by which the worktop depth is greater than 600 mm.



KMDA7676FL, KMDA7876FL – Installation variant 1 Basis -drawing

1) DFK-AK 90, 2) DFK-R 1000

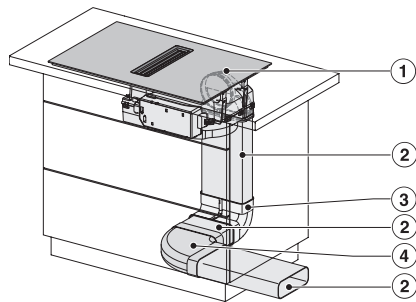


KMDA7676FL, KMDA7876FL – Installation variant 2 Basis -drawing

1) DFK-AK 90, 2) DFK-R 1000, 3) DFK-BV 90

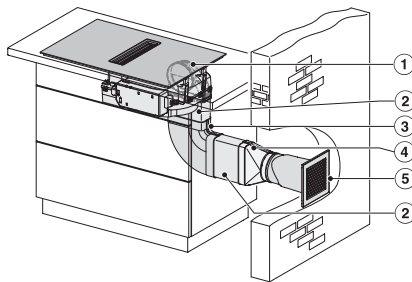
KMDA 7876 FL-A MattFinish

Induction hob with integrated vapour extraction
and MattFinish with 2 extra large PowerFlex XL cooking areas for extraction mode



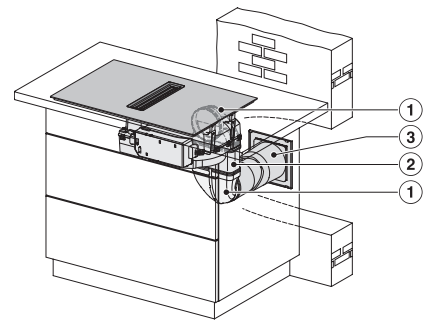
KMDA7676FL, KMDA7876FL - Installation variant
3 Basis – drawing

1) DFK-AK 90, 2) DFK-R 1000, 3) DFK-BV 90, 4) DFK-BH 90



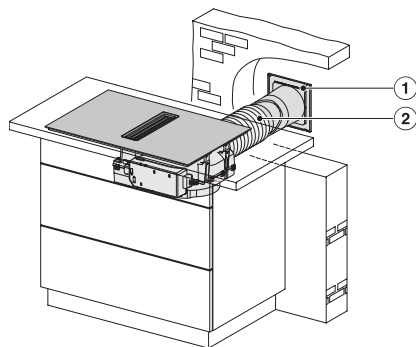
KMDA7676FL, KMDA7876FL – Installation variant
9 Exhaust air – drawing

1) DFK-AK 90, 2) DFK-R 1000, 3) DFK-BH 90, 4) DFK-A, 5) DMK 150-1



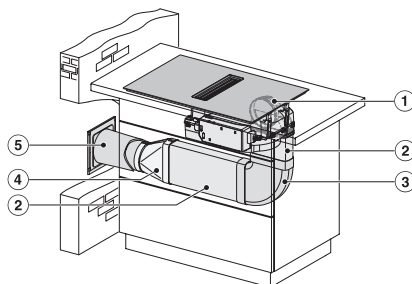
KMDA7676FL, KMDA7876FL – Installation variant
10 Exhaust air – drawing

1) DFK-AK 90, 2) DFK-R 1000, 3) DMK 150-1



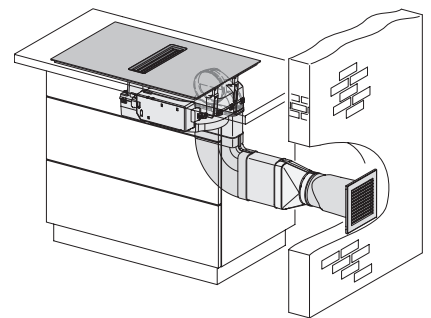
KMDA7676FL, KMDA7876FL – Installation variant
11 Exhaust air – drawing

1) DMK 150-1, 2) Flex hose



KMDA7676FL, KMDA7876FL – Installation variant
12 Exhaust air – drawing

1) DFK-AK 90, 2) DFK-R 1000, 3) DFK-BH 90, 4) DFK-A, 5) DMK 150-1



KMDA7676FL/FR, KMDA7876FL/FR, Exhaust air
(Installation drawing)