



#### Color Variants

RF410304  
Fully integrated  
Niche width 45.7 cm, Niche height 213.4 cm

#### Included accessories

1 x connection set.

#### Installation Accessories

RA421110  
Stainless steel door panel with handle  
RA423140  
Side trims, long.  
RA425110  
Handle bar, stainless steel, long  
RA428110  
Stainless steel door panel, handleless  
RA460013  
RA460020  
Connecting element for vertically split appliance fronts (for a flush front).  
RA464111  
Ventilation grille stainless steel

RF410304

Vario freezer 400 series

Fully integrated

Niche width 45.7 cm, Niche height 213.4 cm



Stainless steel interior with solid anthracite aluminium elements  
Warm white and glare-free LED light spots

Opening assist for door with two options:

1. Push-to-open function for integration into handleless furniture front 2. Pull-to-open function to facilitate opening the door using a handle

The drawers in the RC and RF models are positioned at the same height.

With side-by-side installation, the glass shelves and door racks can be aligned on the same level

Material and aesthetics of interior as for RC model

- Glass shelves - Solid anthracite aluminium door racks

Flat stainless steel inner door, full-length

Almost invisible rail system for shelves and door racks for flexible positioning

TFT touch display

Total volume 240 litres

#### Handling

TFT touch display operation.

Clear text display.

#### Technical features

Dynamic cold air distribution.  
Automatic defrosting with defrost water evaporation.

Cushioned door closing system.  
Rest mode certified by Star-K.

When rest mode is active, the appliance can only be opened using a handle.  
Open-door and malfunction alarm.

#### Selected digital services (Home Connect)

Remote control and monitoring.  
Remote diagnostics.  
Home network integration for digital services (Home Connect) wireless via WiFi.

The use of the Home Connect functionality depends on the Home Connect services, which are not available in every country. For further information please check: home-connect.com.

#### Freezing

No-frost technology with fast freezing at -30 °C.

Temperature adjustable from -14 °C to -24 °C.

4-star freezer compartment.

Freezing capacity 16 kg /24 h.

Storage time after a malfunction 6 h.

4 safety glass shelves, white glass, 4 of which are individually height adjustable.  
2 fully extendable drawers with transparent front.

Brilliant LED light spots with warm white, glare-free light (3500 K).

Flat door rail system with fully flexible positioning of door racks.

4 height-adjustable door racks.

#### Consumption data

Energy efficiency class E at a range of energy efficiency classes from A to G.  
Energy consumption 246 kWh/year.  
Noise level 42 dB (A) re 1 pW.

#### Planning notes

Flat hinge.

Door hinge left, reversible.

#### Characteristics

Energy Efficiency Class (Regulation (EU) 2017/1369)

E

Average annual energy consumption in kilowatt hour per year (kWh/a) (EU) 2017/1369

246

Sum of volume of frozen compartments (EU) 2017/1369

240

Airborne acoustical noise emissions (EU) 2017/1369

42

Airborne acoustical noise emission class (EU) 2017/1369

D

Product category

Upright freezer

Built-in / Free-standing

Built-in

Color / Material body

Frost free system

Full

Climate class

SN-T

Door panel options

Not possible

Width of the appliance

451

Depth of the product

608

Dimensions of the packed product (HxWxD)

2260 x 750 x 550

Min. required niche size for installation (HxWxD)

2134.0 x 457.0 x 610

Warning signal / malfunction

No signal

Defrost process

Cover door installation system

Fixed-mounted

Number of drawers/baskets (Stck)

2

Number of freezing flaps (Stck)

0

Lockable door

No

Thermometer freeze section

Digital

Light

Yes

Length electrical supply cord

300

Door hinge

Left reversible

Net weight

128.0

Gross weight

140.4

Multi-Flow Air Tower

Yes

Number of compressors

1

Number of independent cooling systems

1

Economy setting

Yes

Fast freezing switch

Yes

Number of Door Bins - Freezer

4

Door bin adjustability - Freezer

Yes

Tilt-out door bins in freezer

Yes

Number of shelves - Freezer

4

Door bin adjustability - Freezer

Yes

Shelf Material - Freezer

Safety glass

Reversible Door Hinge

Yes

Connection rating

300

Fuse protection

10

Frequency

50-60

Energy consumption

Door opening angle of 115°, fixable at 90°.

For an installation with a door opening angle of 90°, the drawers have a restricted access.

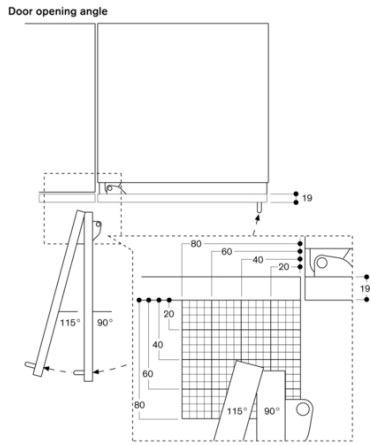
Max. door panel weight 59 kg.

#### Connection

Total connected load 0.300 KW.

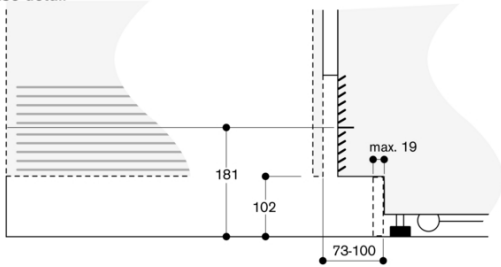
Connecting cable 3.0 m, pluggable.

# GAGGENAU



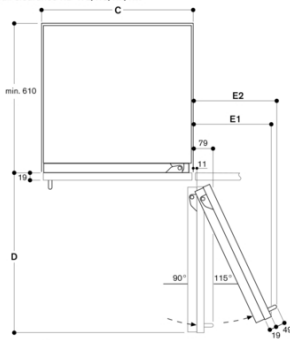
The hinge travel and resulting clearances from adjacent furniture units and handles can be found from the drawing while allowing for the thickness of the front panel. In the drawing, a furniture unit front panel thickness of 19 mm was assumed.

Base detail



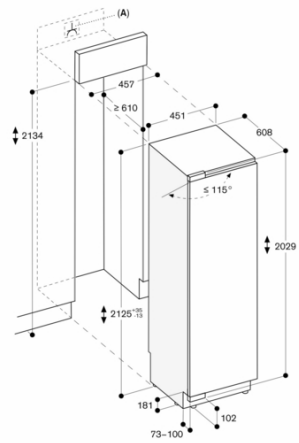
Based on the standard appliance height, the height of the plinth is 102 mm. Maximum plinth thickness 19 mm.

Wall clearance RB 472/RC/RF/RW



Recess width C	D	E1	E2
457 mm	525 mm	235 mm	265 mm
610 mm	677 mm	299 mm	330 mm
762 mm	830 mm	364 mm	395 mm
914 mm	980 mm	428 mm	460 mm

In the drawing, a unit front thickness of 19 mm and a Gaggenau unit handle of 49 mm were taken as a basis.



A: Socket  
 Maximum door panel dimensions are based on a clearance of 3 mm

Measurements in mm

