



RY295350
Freestanding fridge-freezer combination 200 series
With fresh cooling 0 °C
Freestanding
Front doors and drawer in anthracite stainless steel
Width 91 cm, height 183 cm



3 climate zones incl. fresh cooling 0 °C
 2 fresh cooling drawer 0 °C with 5 preset temperature settings between -2 °C and +4 °C
 3 symmetrically split glass shelves, height adjustable
 Integrated ice maker with fixed inlet water connection
 Internal water dispenser for chilled water
 5 preset brightness settings for the lighting
 Total volume 573 litres

Handling
 Electronic temperature control with temperature display.
 Touch keys.

Technical Features
 Dynamic cold air distribution.
 Automatic defrosting with defrost water evaporation.
 Open-door and malfunction alarm.
 Child lock.
 Rest mode certified by Star-K.
 Holiday mode.
 Dark anthracite coloured top and side panels outside.
 Activated charcoal filter for water filter system with saturation indicator shown in display.
 Activated charcoal air filter.
 Home network integration for digital services (Home Connect) wireless via WiFi.
 The use of the Home Connect functionality depends on the Home Connect services, which are not available in every country. For further information please check: home-connect.com.

Cooling
 Fast cooling.
 Temperature adjustable from +2 °C to +8 °C.
 3 split safety glass shelves, all 6 half shelves with manual height adjustment.
 1 integrated shelf.
 2 large door racks for bottles.
 4 door racks, 2 of which are height adjustable.
 1 full width drawer.
 Internal water dispenser with fixed inlet water connection, integrated in left side wall.
 Glare-free LED lighting (5600 K).
 5 preset brightness settings for the lighting, also via Home Connect.
 Interior stainless steel back wall.
 Volume 335 litres.

Fresh cooling 0 °C
 2 fresh cooling 0 °C drawers.
 5 preset temperature settings between -2 °C and +4 °C combined with humidity setting for fish and meat, fruit, vegetables, beverages, standard.
 Volume 67 litres.

Freezing
 No-frost technology with fast freezing.
 Temperature adjustable from -16 °C to -24 °C.
 4-star freezer compartment.
 Freezing capacity 15 kg /24 h.
 Storage time after a malfunction 18.5 h.
 3 fully extendable drawers.

Characteristics
Energy Efficiency Class (Regulation (EU) 2017/1369)
 E
Average annual energy consumption in kilowatt hour per year (kWh/a) (EU) 2017/1369
 333
Sum of volume of frozen compartments (EU 2017/1369)
 171
Sum of volume of chill compartments (EU 2017/1369)
 402
Airborne acoustical noise emissions (EU 2017/1369)
 39
Airborne acoustical noise emission class (EU 2017/1369)
 C
Built-in / Free-standing
 Free-standing
Number of compressors
 2
Number of independent cooling systems
 2
Width of the appliance
 905
Height
 706
Depth of the product
 706
Net weight
 158.401
Required niche size for installation (HxWxD)
Door panel options
 Not possible
Door hinge
 Other
Number of Adjustable Shelves in fridge compartment
 6
Shelves for Bottles
 No
Frost free system
Interior ventilator
 Yes
Reversible Door Hinge
 No
Length electrical supply cord
 240
Noise level
 39
Multi-Flow Air Tower
 Yes
Fast cooling switch
 Yes
Fast freezing switch
 Yes
Temperature Controlled Drawer
 No
Humidity Control Drawer
 No
Number of Door Bins - Refrigerator
 6
Door bin adjustability - Refrigerator
 Yes
Tilt-out door bins in fridge
 No
Gallon Storage
 Yes
Number of Gallon storage
 2
Motorized Shelf
 No
Material of the shelves
 Glas
Type of Light
Door opened indicator freezer
 Yes
Drawers with telescopic rails
Automatic motor-driven ice-maker
 Yes
Ice Storage Capacity
Ice Cubes per Day
Connection rating
 115
Fuse protection
 10
Voltage
 220-240
Frequency

Volume 171 litres.

Ice maker
 Integrated in the freezer compartment, with fixed inlet water connection.
 Can be switched off.
 Ice cube production approx. 1.5 kg/24 h.
 Removable ice storage container with approx. 3 kg capacity.

Consumption data
 Energy efficiency class E at a range of energy efficiency classes from A to G.
 Energy consumption 333.25 kWh/year.¹
 Noise level 39 dB (A) re 1 pW.

Planning notes
 Door opening angle of 118°, fixable at 90°.
 Wall recess of 25 mm necessary.
 If the water pressure exceeds 0.8 MPa (8 bar), connect pressure relief valve between water tap and hose set.
¹ To achieve the declared energy consumption, the attached spacers have to be used. The spacers increase the appliance depth by about 2.5 cm. Without the spacers, the appliance is fully functional but consumes slightly more energy.

Connection
 Total connected load 0.115 KW.
 Connecting cable 2.4 m with plug.
 Water inlet.
 Supply hose 3.0 m with 3/4 " connection.
 Water pressure 2 to 8 bar.

Color Variants

RY295350
With fresh cooling 0 °C
Freestanding

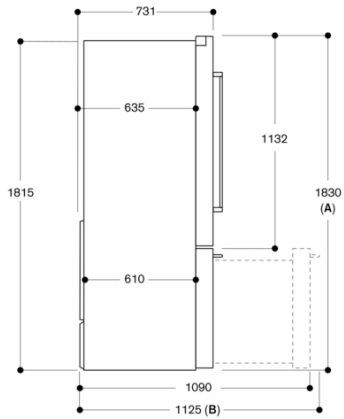
Included accessories

1 x cartridge for water filtering system.
 1 x ice cube scoop.

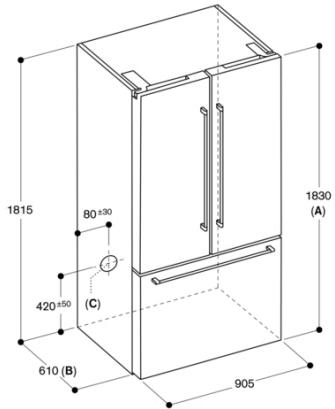
Optional accessories

RA450012
Activated charcoal filter for water filter system

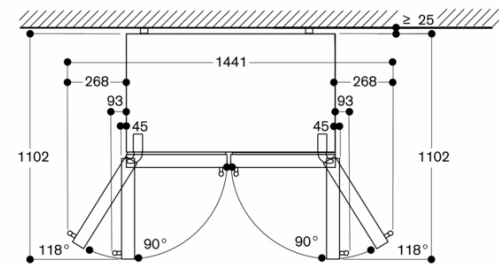
RY295350
Freestanding fridge-freezer combination 200 series
With fresh cooling 0 °C
Freestanding
Front doors and drawer in anthracite stainless steel
Width 91 cm, height 183 cm
 2021-11-05
 Page 2



A: Front is adjustable from 1830 to 1847, with front levelling feet fully extended
B: With handle
 measurements in mm

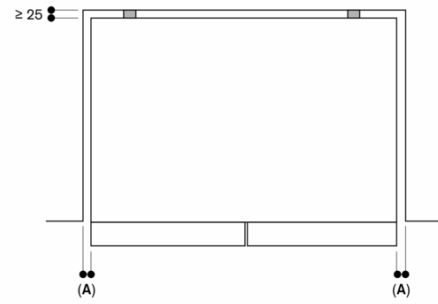


A: Front is adjustable from 1830 to 1847, with front levelling feet fully extended.
B: Add 25 mm for fixed spacers on back
C: Water connection position
 measurements in mm



measurements in mm

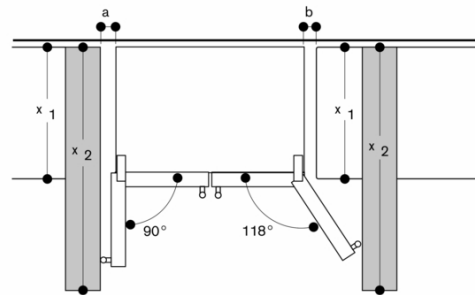
Minimum Clearances



A: ≥ 3.2 mm

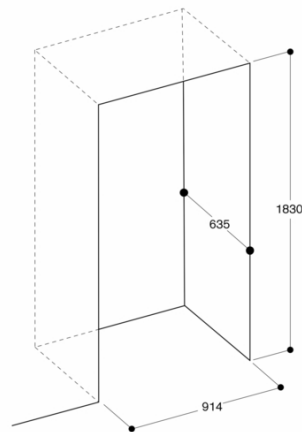
Leave a clearance of min. 12.7 mm above the appliance
 Observe minimum clearances as seen above
 Otherwise the energy consumption of the appliance is higher

Measurements in mm



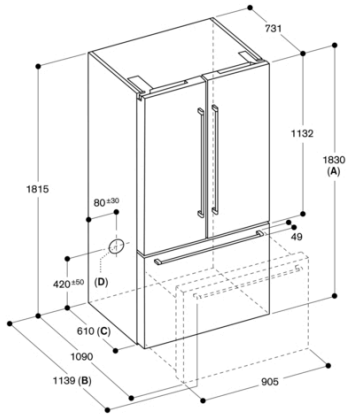
x ₁ (unit depth)	a	b
600	0	0
650	0	33
700	45	60
x ₂ (wall)	93	266

measurements in mm



If you install the appliance in a niche, adhere to the dimensions shown
 measurements in mm

RY295350
Freestanding fridge-freezer combination 200 series
With fresh cooling 0 °C
Freestanding
Front doors and drawer in anthracite stainless steel
Width 91 cm, height 183 cm
 2021-11-05
 Page 3



A: Front is adjustable from 1830 to 1847, with front levelling feet fully extended.
 B: With handle
 C: Add 25 mm for fixed spacers on back
 D: Water connection position
 measurements in mm

